



Product information

JUMPER Air Move







Office swivel chair for seated and standing workplaces.

Frame consisting of an aluminium star-foot and plastic-covered gas spring mechanism. Plus model for raised seated/standing workplaces with castors that are locked in place when under load and a fixable foot ring that is height-adjustable in 3-cm steps. Available as both a chair and armrest chair.

Seat shell made from double-walled, structured polypropylene (Air) for comfortable seating with air cushion effect. The shell is manufactured with a hidden seat fixing and is available in the sizes XL and L. Optionally available with upholstered seat consisting of plastic core with taut fabric cover.

Equipment and options. Depending on the model, equipped with glide elements or castors for hard or soft floorings or with 2C universal glide elements. Optionally available with particularly ergonomic 3D rocker mechanism.

The following material groups are available: Frame made of steel tube: M1,(chrome-plated, high polished Alu); Seat and backrest: C4, (white); Fabric cover: S40,46,51,52,64,74,78,79,80,82.

		Upholstery: Seat 15 mm. Backrest 10 mm.						
								
JUMPER Air Move	Lift		33510	33512	33513	33515	33517	
		Seat w×h×d	470×446-574×460	485×461-589×460	470×446-574×460	485×461-589×460		455×433-561×425
		Total w×h×d	686×847-975×686	686×831-959×686	686×847-975×686	686×831-959×686		601×780-908×601
		Armrest h			660-788			
		Seat shell	XL					
	Plus	Height increase with castors		+ 9,0				+ 23,5
			33520	33522	33523	33525	33526	33527
		Seat w×h×d	470×530-778×460	485×545-793×460	470×530-778×460	485×545-793×460	440×503-751×425	455×518-766×425
		Total w×h×d	686×932-1180×686	686×947-1195×686	686×932-1180×686	686×947-1195×686	601×864-1112×601	
		Armrest h			745-993			
		XL					L	
							+ 23,5	
							- 2,0	