



Product information

JUMPER Air Move







Height-adjustable swivel chair for seated and standing workplaces.

Frame consisting of an aluminum star-foot and plastic-covered gas spring mechanism. **Plus** model for raised seated/standing workplaces with casters that lock when subjected to weight, and a height-adjustable foot ring that can be adjusted in 1.2" increments. Available as both a chair and armrest chair.

Seat shell made from double-walled, structured polypropylene (Air) for comfortable sitting with air-cushion effect, with concealed frame attachment and grip hole. Optionally available with upholstered seat or all-round upholstery, each with taut fabric cover.

Equipment and options: Depending on the model, casters for hard floors or soft floors; plastic, felt, or 2-component universal glides. Optionally available with particularly easy-to-use 3D rocking mechanism.

The following material groups are available: Frame made of steel tube: M1,(chrome-plated, high polished Alu); Seat and backrest: C4,(white); Fabric cover: S40,46,51,52,64,74,78,79,80,82.

| | | Upholstery: Seat 0.6 in. Backrest 0.4 in. | |  |  |  |  |  |  |
|------------------------------|------------------------------|---|------------------------|---|---|---|--|---|---|
| JUMPER Air Move | Lift | | 33510 | 33512 | 33513 | 33515 | | | 33517 |
| | Seat w×h×d | | 18.55×17.6-22.6×18.15 | 19.1×18.2-23.2×18.15 | 18.55×17.6-22.6×18.15 | 19.1×18.2-23.2×18.15 | | | 17.95×17.1-22.05×16.75 |
| | Total w×h×d | | 27.05×33.4-38.4×27.05 | 27.05×32.75-37.8×27.05 | 27.05×33.4-38.4×27.05 | 27.05×32.75-37.8×27.05 | | | 23.7×30.75-35.8×23.7 |
| | Armrest h | | | | 26.-31.05 | | | | |
| | Seat shell | | | | XL | | | | L |
| | Height increase with castors | | | | + 0.4 | | | | + 0.95 |
| | Plus | | 33520 | 33522 | 33523 | 33525 | 33526 | 33527 | |
| | Seat w×h×d | | 18.55×20.9-30.65×18.15 | 19.1×21.5-31.25×18.15 | 18.55×20.9-30.65×18.15 | 19.1×21.5-31.25×18.15 | 17.35×19.85-29.6×16.75 | | 17.95×20.4-30.2×16.75 |
| | Total w×h×d | | 27.05×36.7-46.5×27.05 | 27.05×37.3-47.1×27.05 | 27.05×36.7-46.5×27.05 | 27.05×37.3-47.1×27.05 | 23.7×34.05-43.8×23.7 | | |
| | Armrest h | | | | 29.35-39.1 | | | | |
| Seat shell | | | | XL | | | | L | |
| Height increase with castors | | | | - 0.08 | | | | + 0.95 | |