



## Product information

### LiBro-Wood Shelf system.

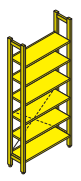
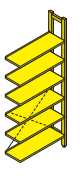
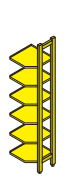
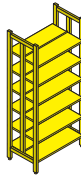

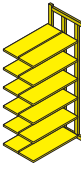
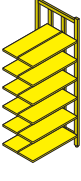
**System** consists of single and double-sided basic and add-on shelves, special add-on shelves for staggered rows, corner shelves and additional parts to build-in.

**Construction.** Solid, glued, beechwood frames with fixed top and bottom shelves and freely positionable intermediate shelves. The sides have floor levelling screws and rows of holes spacing for the adjustable shelves. Diagonal stiffening by means of dark-grey steel rods.

**Fittings:** Book shelves of melamine-resin laminated chipboard, each with a glued-on (BU) beech edge at the front and a beech profile at the back. The undersides of the shelves are fitted with a groove for hanging book ends. Further items which can be retrofitted are the top and reading, corner, illuminated, magazine and book shelves, etc. all made of chipboard.

**The following material groups are available:** Frame made of wood: H(natural); Bases made of chipboard: L(grey white).

**Further products on this page:** Hokki.

|            |                              |  |   |   |   |   |   |   |   |
|------------|------------------------------|--|---|---|---|---|---|---|---|
|            | Rows of holes:<br>30 mm.     |  |  |  |  |  |  |  |  |
| LiBro-Wood |                              |  | <b>04132</b>  | <b>04133</b>  | <b>04136</b>  | <b>04142</b>  | <b>04143</b>  | <b>04156</b>  | <b>04158</b>  |
|            | w×h×d                        |  | 89×168×28   | 86×168×28   | 40×168×43   | 89×168×55   | 86×168×55   | 86×168×55   | 86×168×55   |
|            | Shelves + adjustable shelves |  | 2+3   |   |   | 4+6   |   |   |   |
|            |                              |  | <b>04130</b>  | <b>04131</b>  | <b>04135</b>  | <b>04140</b>  | <b>04141</b>  | <b>04151</b>  | <b>04153</b>  |
|            | w×h×d                        |  | 89×207×28   | 86×207×28   | 40×207×43   | 89×207×55   | 86×207×55   | 86×207×55   | 86×207×55   |
|            | Shelves + adjustable shelves |  | 2+4   |   |   | 4+8   |   |   |   |