



Product information

NetWork

Spare part.

Supporting leg of round, powder-coated or chrome-plated steel tube. Fitted with an adapter enabling free positioning on the tabletop frame. In fixed heights or adjustable in steps or continuously with a winding handle. Fitted with levelling screws.

Table leg of round, powder-coated or chrome-plated steel tube. For positioning in the corner of the top frame. In fixed heights or adjustable in steps or continuously with a winding handle. Fitted with levelling screws or castors.

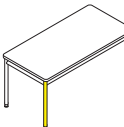
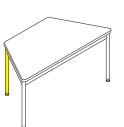
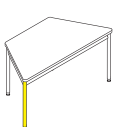
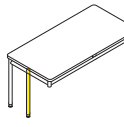
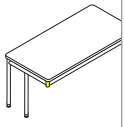



Corner closer covers the "docking" position in the corner of the top frame after removal of the table legs.

Winding handle for the continuous adjustment of height.

Hexagon key for height adjustment in steps.

The following material groups are available: Frame made of steel tube: M1,(chrome-plated).

Further products on this page: NF-Compass.

								
NetWork	21397	21407	21408	21393	21394	85-993-01	21494	21495
	90° table leg	60° table leg	120° table leg	Supporting leg	90° corner cap	Table connector	Winding handle	Hexagonal key