



Product information

Profil-800

Hall cupboard.

Construction consisting of glued bodies with square legs or corner posts of solid wood with a beech veneer coating. Additionally with a solid cross-post on the base and optionally with a cover top.

Body made of melamine-resin-coated chipboard with glued-on plastic edge. Partially with glued center walls for dividing the bodies. With grid holes (1 in) for shelf inserts.






Front with 1 double wing door or if center wall is flush with body with 2 single wing doors to be opened separately.

Optionally with **cylinder or turning-knob locks**.

Bow handles made from steel, wood or plastic, inset-type handles made from plastic and olive handles made from steel.

Interior equipment with wardrobe rail and shelf inserts.

The following material groups are available: Frame made of wood: H(natural); Front made of chipboard: L5,(orange, light blue, light green); Body and bases made of chipboard: L5.

	Rows of holes: 1 in.									
Profil-800	h = 81.5	48170	48171	48172	48173	48190	48191	48192	48193	48194
	w×d	33.9×17.35	37.8×17.35	41.75×17.35	49.65×17.35	33.9×23.65	37.8×23.65	41.75×23.65	49.65×23.65	
	Adjustable shelf									