



Product information

Puzzle

Freely-shaped table.




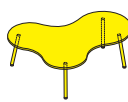
Frame consisting of welded round steel-tube legs and a rectangular steel-tube frame. All steel parts are powder-coated. Single table with floor-level adjustment screws.

Table height of 71 cm and 76 cm.

Table top made of melamine-resin-coated chipboard with glued-on plastic or beech edge.

The following material groups are available: Frame made of steel tube: M1; Top made of chipboard: L6.

Further products on this page: PantoMove-VF.

		  		
Puzzle				01470
	w×d			165×114
	h			71 / 76