



Product information

Serie 2000

Type T. Counter element (low).

System consisting of a screen element with a counter attachment made of melamine-resin-, veneer- or linoleum-coated chipboard with plastic or wood edge. The counter attachment comes in the versions **flush with the screen** (001 linking and screen connection) and **flush (round) with the screen** (002 round closure element). Both versions can be combined on the left and right sides. Low counter elements serve as a reception point for children and can only be used between 2 high counter elements or as a screen connection.

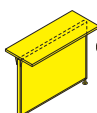

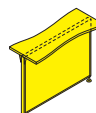




Construction of frame design with an all-round aluminium profile section and a filler element. Side profile section with a vertical sight and function groove and an integrated, withdrawable plastic welt for tool-free connection of two counter elements.

Filler element 1. Made from melamine-resin-coated chipboard. **2.** From a lightweight top with fabric covering. **3.** From a melamine-resin-coated acoustic panel with slot. **4.** From a translucent double panel.

Support element consisting of adjustable feet.

Connection to NetWork tables all round or to Serie 901 tables longitudinally. Table height adjusters cannot be used.

The following material groups are available: Frame made of aluminum: M(anodisé); Stabiliser and foot made of aluminum: M(arctic, black RAL 9011); Top made of chipboard: L6; Top made of linoleum: L8; Top veneered: F1; Fabric cover: S46,52,74,78,79,80; Acoustic front made of chipboard: L10; Front made of chipboard: L6.

				* can also be used in mirror-image fashion	001+001 002+002		001+001 002+002	
								
					05350	05352	05355	05357
Serie 2000 Typ T	Total h = 83		001+001	Linking on both sides	x	x	x	x
			001+002*	Linking + closure (flush)	x	x	x	x
			002+002	Closure on both sides (flush)	x	x	x	x
	w (Screen)				100	120	100	120
	maximum load				30			