



Product information

Series 600

Stand-at module.

Body consists of a tubular-steel skeleton with 4 tubular corners/legs, a solid metal bottom and 3 perforated-metal sides, all powder-coated. Standard with design or technical castors or optional adjustable feet.

Front of solid metal with metal bow handles.

Top cover of laminated, linoleum or veneered LIGNOpal chipboard with plastic (KU) or beech (BU) edges. Choice of square or round corners.



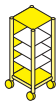

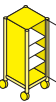


Organization (45100-7) either open with adjustable LIGNOpal shelves or with drawer and tambour. Bottom with pedestal unit based on steel frame with integrated rows of holes for drawers and suspension files.

Organization (45140-2) with 3 or 1 sided compartment either open or with door of satin glass (single pane safety) and metal knob. Adjustable shelves of laminated LIGNOpal chipboard with plastic (KU) edges.

Locks. Cylinder or turning knob locks optional.

Features and options. Designer handle, business card holder for the format 85x55 mm.

The following material groups are available: Frame made of steel tube: M1,(chrome-plated); Front made of steel: M1; Roller cover made of plastic: C; Body made of steel: M1; Cover top veneered: F1; Cover top made of Linoleum: L8.

									
Series 600			45100	45101	45104	45105	45140	45141	45142
	wxd			19.3x19.3			18.9x18.9		
	h design castor 3 (3.95)			43.75 (45.3)			42.95 (44.5)		
	h special castor 3 (3.95)			44.1 (45.7)			43.35 (44.9)		
	HE		3+6	3+3+3	3+6	3+3+3			