



Product information

Series 700

Cupboard and sideboard. Typ 4.1+4.2+4.3.

Constructed of 4 combined chipboard elements in body design, with 4 adjustable feet per element.

Fronts are equipped with sliding doors of chipboard running at the front and running on the inside. LIGNOpal-chipboard doors with glued-on plastic or beech edge. All doors can be slid over the full element width.

Locks. Optionally with cylinder locks.

Handles. Outside sliding doors with fixed knob or bow handle, inner sliding doors with short or long strip handle.

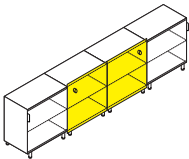
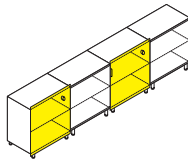
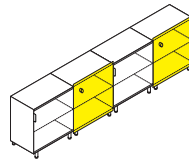
Interior equipment with adjustable shelf inserts (EB).

Features. With LIGNOpal-chipboard end panels.

Electrification. Cable outlet is through holes with aluminum inserts in top, bottom and all adjustable shelves.

For further information see the system or accessory descriptions.

The following material groups are available: Front made of chipboard: L3,(red, yellow); Front veneered: F1; Body and bases made of chipboard: L6.

		Rows of holes: 1 in.			
Series 700	2 OH (Number EB 4)	h = 33.3	47116	47121	47126
	3 OH (Number EB 8)	h = 48.05	47117	47122	47127
	4 OH (Number EB 12)	h = 62.8	47118	47123	47128
	5 OH (Number EB 16)	h = 77.6	47119	47124	47129
	Type		4.1	4.2	4.3
	w*d		126.65*18.75		