

Product information

Series 800

Cabinets and shelves with property trays in special widths (wide: 28 - 55,15).

Element cabinet (for details, see table) in the height units 2, 3, 4 and 5 FH.

Type: Special cabinets with wooden or plastic property trays. For 4 and 5 FH with a fixed construction base for vertical body division.














Front open or consisting of double-wing doors with bow-type handles, inset-type handles or knob handles.

Locking system optionally with cylinder or turnknob locks.

Interior equipment consisting of adjustable shelf inserts or optionally with adjustable shelf inserts and personal property boxes made of wood or with a runner system for Grattells plastic boxes/tubs.

Construction: Models from a height of 77.6 in or models with drawers and/or pullouts (DGUV Regel 108-007) must be secured to the wall or floor.

The following material groups are available: Body and bases made of chipboard: L6; Front made of chipboard: L3; Front veneered: F1; Grattells plastic box: C3.

														
Series 800	H (in cm for standard base) =	33.3 2FH						48.05 3FH		62.8 4FH		77.6 5FH		
D=16.75	W= 28 in						44630							
	W= 41.55 in							44631			44633	44634	44635	44636
	W= 47.25 in	44238	44239	44240	44213									44637
	W= 55.15 in							44632						
D=22.85	W= 47.25 in	44538			44513									
	Adj. shelf inserts / Boxes H=3/5,95	6 / - / -			6 / - / -	- / 16 / 8	- / 24 / 12	- / 32 / 16	- / 24 / 12	- / 36 / 18	1 / 24 / 12	2 / 24 / 12	1 / 36 / 18	
	Adj. shelf inserts / Wooden boxes H=5,55	6 / -	8 / 12	12 / 16										
	Locks	-	-	-	1	-	-	-	1	1	1	1	1	1