



## Product information

### Series 800

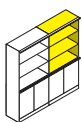



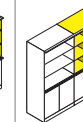



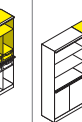

### Add-on cabinets for FlexiPanel integration.

**Element cabinet** (see table for details) in height of 3 height units.

**Type:** Shelled add-on cabinet, in some cases with centre partition. With doubled top and bottom panel for attachment of FlexiPanel system rail.

**Internal equipment** consisting of shelf inserts or gratnells plastic boxes.

**The following material groups are available:** Body and bases made of chipboard: L6.

										
<b>Series 800</b>	D=16.75			D=22.85			D=16.75			
H				45.05 3FH						
W= 15.75 in	<b>44880</b>			<b>44980</b>						
W= 19.7 in	<b>44881</b>			<b>44981</b>						
W= 23.65 in	<b>44882</b>			<b>44982</b>						
W= 28 in							<b>44877</b>			
W= 31.5 in	<b>44883</b>			<b>44983</b>						
W= 39.4 in	<b>44884</b>	<b>44885</b>	<b>44886</b>	<b>44984</b>	<b>44985</b>	<b>44986</b>				
W= 41.55 in								<b>44878</b>		
W= 47.25 in	<b>44887</b>	<b>44888</b>	<b>44889</b>	<b>44987</b>	<b>44988</b>	<b>44989</b>				
W= 55.15 in										<b>44879</b>
Adjustable shelf inserts	2	4	4	2	4	4	-	-	-	-
CP, CPsb	-	CP	CPsb	-	CP	CPsb	-	-	-	-
Number of boxes H=3/5/9S	-	-	-	-	-	-	4/2	6/3	8/4	8/4
Number of compartments	-	-	-	-	-	-	2	3	3	4