



**PRODUCT INFORMATION** S800-KSchrank-4-6\_TY\_US - 24.10.2024 - [www.vsamerica.com](http://www.vsamerica.com)

## Series 800 Combination cabinets and combination shelves (wide: 15.8 - 23.65).

Element cabinet (for details, see table) in the height units 5 and 6 FH.





Type: Combined shelving and wing-door cabinets, each with a fixed construction base for vertical body division. Front open or consisting of 2 single-wing doors hung on the left or right with bow-type handles, inset-type handles or knob handles.

Locking system optionally with cylinder or turnknob locks.

Interior equipment consisting of adjustable shelf inserts.

Construction: Models from a height of 77.6 in or models with drawers and/or pullouts (DGUV Regel 108-007) must be secured to the wall or floor.

The following material groups are available: Body and bases made of chipboard: L6; Front made of chipboard: L3; Front veneered: F1.

										
<b>Series 800</b>	H (in cm for standard base) =	77.6 2+3FH (Shelf)		77.6 2+3FH		92.35 2+4FH		92.35 4+2FH		
<b>D=16.75</b>	W= 15.8 in	44004				44008	44006	44007		
	W= 19.7 in	44104				44108	44106	44107		
	W= 23.65 in	44204				44208	44206	44207		
<b>D=22.85</b>	W= 15.8 in	44304				44308	44306	44307		
	W= 19.7 in	44404				44408	44406	44407		
	W= 23.65 in	44504				44508	44506	44507		
	Adjustable shelf inserts	3				4	4	4		
	Locks	1				1	2	2		