



Product information

Serie 800

Mailbox cabinets and locker cabinets, 40 cm wide.

Element cabinet (for details, see table) in the height units 2, 3, 4 and 5 FH.

Type: Small-locker cabinet with a fixed construction base for vertical carcass division into 1 FH and/or 2 FH units.












Front consisting of single-wing doors hung on the left or right in 1 FH without handles or in 2 FH with bow-type handles, inset-type handles or knob handles. Some with open horizontal or vertical mailboxes divided into 2 or 4 slots.

Locking system optionally with cylinder or turnknob locks.

Interior equipment consisting of adjustable shelf inserts for large lockers with 2 height units.

Erection: Models from a height of 197 cm or models with drawers and/or pullouts (DGUV Regel 108-007) must be secured to the wall or floor.

The following material groups are available: Body and bases made of chipboard: L6; Front made of chipboard: L3; Front veneered: F1.

| | |  |  |  |  |  |  |  |  |  |  |  |
|------------------|-------------------------------|---|---|---|---|---|---|---|---|---|---|---|
| Serie 800 | H (in cm for standard base) = | 84,5 2FH | 122,0 3FH | 159,5 4FH | | | | | 197,0 5FH | | | |
| D=42,5 | W= 40 cm | 44600 | 44601 | 44602 | 44603 | 44604 | 44605 | 44606 | 44607 | 44608 | 44609 | |
| D=58,0 | W= 40 cm | 44650 | 44651 | 44652 | 44653 | 44654 | 44655 | 44656 | 44657 | | | |
| | Adjustable shelf inserts | - | - | - | - | 1 | - | 1 | 2 | 1 | 1 | 1 |
| | Locks | 2 | 3 | 4 | 5 | 3 | 4 | 3 | 2 | 1 | 1 | 1 |