



## Product information

### Series 800

#### Filing cabinets (wide: 31.5 - 47.3).

**Element cabinet** (for details, see table) in the height units 2, 3, 5 and 6 FH.

**Type:** Filing or combination filing cabinet. From 5 FH with a fixed construction base for vertical body division.









**Front** consisting of a row of drawers. For 5 and 6 FH with additional storage space behind double-wing doors. Each with bow-type handles, inset-type handles or knob handles.

**Locking system** optionally with cylinder or turnknob locks.

**Interior equipment** consisting of suspension-file or wide drawers and adjustable shelf inserts behind the door fronts.

**Construction:** Models from a height of 77.6 in or models with drawers and/or pullouts (DGUV Regel 108-007) must be secured to the wall or floor.

**The following material groups are available:** Body and bases made of chipboard: L6; Front made of chipboard: L3; Front veneered: F1.

									
Series 800	H (in cm for standard base) =	33.3 2FH		48.05 3FH		77.6 5FH		92.35 6FH	
D=16.75	W= 31.5 in	47600	47601	47602	47603	47604	47605	47606	47607
	W= 39.4 in	47610	47611	47612	47613	47614	47615	47616	47617
D=22.85	W= 31.5 in	47700	47701	47702	47703	47704	47705	47706	47707
	W= 39.4 in	47710	47711	47712	47713	47714	47715	47716	47717
	Adjustable shelf inserts /Pull-outs	- / 2	- / 4	- / 3	- / 6	2 / 2	1 / 3	3 / 2	2 / 3
	Locks	1	1	1	1	2	2	2	2