



Product information

Series 910-DFe

Height-adjustable work table with C-foot and function rail.

Design in accordance with DIN EN 527-1 type A/D consisting of an asymmetrically positioned tubular steel cross-piece and welded brackets.







Substructure consisting of two C-type feet made from powder-coated metal with columns in the cross-sections: round, square and rectangular. Optionally with skids, which can be terminated with round or angled ends or may also be boat-shaped. Electrically-driven height-adjustment with two-stage telescoping uprights, collision protection and optionally with display, memory and child safety protection.

Tabletop made from melamine-resin-coated or veneered chipboard or a solid HPL top. The edges may be straight or rounded on the user side. With sliding top as standard.

Electrical connection (optional) by means of a folding metal cable tray or textile tray that folds down on both sides. It is possible to choose between a flexible textile cable hose and a round or rectangular cable chain.

Function rail consisting of a flush aluminium profile that faces away from the user and is used for the mounting of accessories. This can be positioned across the entire width of the table and can be cabled to the tabletop via a brush strip.

The following material groups are available: Frame made of steel tube: M2; Top made of chipboard, HPL: L6; Top made of linoleum: L8; Top veneered: F1.

												
Serie 910 DFe	d = 31,5	22831	22832	22833	22834	22835						
	d = 35,45	22841	22842	22843	22844	22845						
							21870	21871	21872	21873	21874	21876
	h =	25,6-49,25										
	w =	47,25	55,15	63	70,9	78,75						
	max. space required w×h×d						6,7×4,35×1,6	4,75×11,05×18,15	2,4×11,05×18,9	17,75×22,85×9,45		
						ThinClient holder	CPU holder		Printer shelf	Table spacers, 1 pair front side		