



## Product information

### Series 910-Twin-DFe

#### Dual workplace.

**Design** in accordance with DIN EN 527-1 consisting of centrally positioned tubular steel cross-pieces and welded brackets.

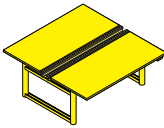
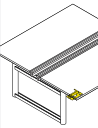
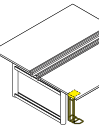
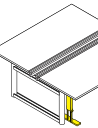
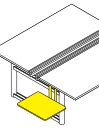
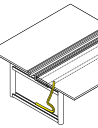
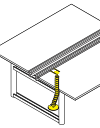
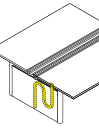
**Substructure** consisting of two pairs of uprights made from powder-coated metal with round and square cross-sections.

Optionally available with closed side elements (side panels) between the uprights. Electrically-driven height-adjustment with two-stage telescoping uprights, collision protection and optionally with display, memory and child safety protection.

**Tabletops** made from melamine-resin-coated or veneered chipboard or a solid HPL top. The edges may be straight or rounded on the user side. With sliding top as standard.

**Electrical connections** (optional) by means of a folding metal cable tray or a textile cable tray that can be folded down on both sides and a linkable cable trough for the joint cabling of both desks. It is possible to choose between a flexible textile cable hose and a round or rectangular cable chain.

**Function rail** consisting, at each workplace, of a flush aluminium profile that faces away from the user and is used for the mounting of accessories. This can be positioned across the entire width of the table and can be cabled to the tabletop via a brush strip.

										
Serie 910 DFe	d = 31.5	<b>22858</b>	<b>22859</b>							
	d = 35.45	<b>22868</b>	<b>22869</b>							
	h =	25.6-49.25								11.85
	w =	63	70.9							19.7
				<b>21870</b>	<b>21871</b>	<b>21872</b>	<b>21873</b>	<b>21878</b>	<b>21944</b>	<b>21897</b>
			ThinClient holder	CPU holder	Adjustable CPU holder	Printer board	Textile cable chain	Cable chain		Screen