

http://links.vs-service.com/downloads/70-112_V04_DEEN_Kippsicherung-Serie-800.pdf


Instructions for use

Anti-toppling protection for cabinets/shelves

Description: This anti-toppling protection is provided for cabinets/shelves. For a non-conforming use is any liability assumed.

General note on reading and storing the instructions: Please read these instructions and in particular the notes on safety carefully and in full before using the products. Keep the instructions in a safe place for subsequent reference and pass them on to other users.

General Note on Safety: We use the following symbols and notes in our operating instructions:

 **Caution!** This symbol refers to a very important note.

On the internet: This means you can find this guide on the Internet (see header).

Troubleshooting and service: If any faults occur, please contact our customer service at kundenservice@vs-moebel.de


Forwarding: This booklet must also be included if the product is passed on to another person.

For the specialist personnel: If the customer declines to have anti-toppling protection fitted, have this confirmed in writing in the installation document.

Legal and normative requirements:

The DGUVRegel108-007 regulations of the German employer's liability insurance association stipulate that all cabinets that meet one of the following criteria be secured to the wall with a retaining bracket:


- cabinets, shelves and wall units when add-on cabinets are mounted,
- cabinets and shelves that reach an overall height of 197 cm,
- cabinets and shelves when the height is more than four times the depth,
- cabinets with pull-outs, drawers and suspension filing.

 **Caution!** Toppling furniture can cause serious or life-threatening injuries. It may only be assembled by trained specialist personnel.

If the supplied universal kit does not match the condition of the wall, it will be necessary to purchase suitable screws and fittings that ensure stability from a specialist store. For a concealed mounting, a gap must be sawn into the back panel of the cabinet for the retaining bracket. No fittings are included for floor mounting protection. Depending on the condition of the floor or the foundation material, it will be necessary to purchase suitable screws and fittings from a specialist store.

This universal mounting kit contains

1x Retaining bracket, 1x Screw for wall mounting, 1x Screw for cabinet/shelf mounting, 1x Universal plug for walls made of concrete, porous concrete, full plasterboard, sandwich-type plasterboard, solid brick or air brick.

 **Caution!** The manufacturer will not accept liability for assembly/installation work that is incorrectly carried out or that is not in compliance with the regulations.